


BUTTERFLY VALVE TYPE 75 450mm - 600mm(18inch - 24inch)

SPECIFICATIONS

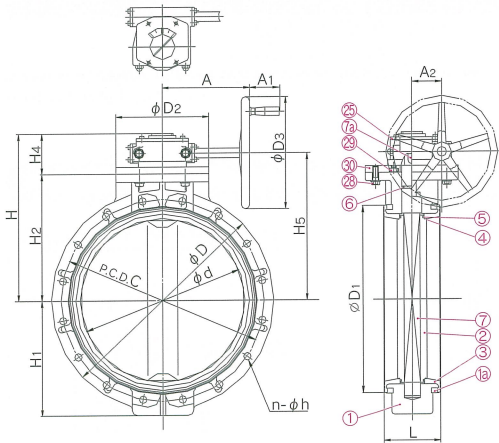
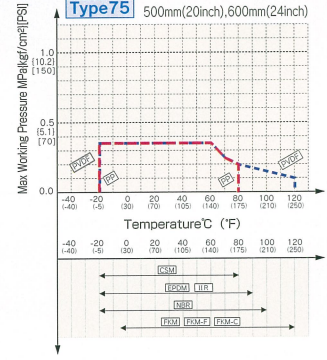
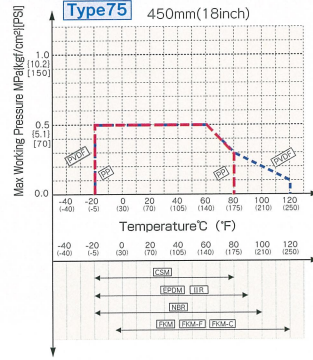
- 450mm(18inch) - 600mm(24inch)

Body material	Nominal size mm(inch)	Working Temperature °C (°F)	Max. Working Pressure (at R.T.) MPa[kgf/		
			450mm(18inch)	500mm(20inch)	600mm(24inch)
PP	450 - 600(18 - 24)	-20 - 80(-5 - 175)	0.5 {5.1}[73]	0.5 {5.1}[73]	0.5 {5.1}[73]
PVDF	450 - 600(18 - 24)	-20 - 120(-5 - 250)	0.35{3.6}[51]	0.35{3.6}[51]	0.35{3.6}[51]

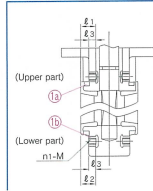
※R.T.:...Room Temperature



WORKING PRESSURE VS. TEMPERATURE



● DETAIL OF THREADED INSERTS



PARTS & MATERIALS

No.	DESCRIPTION	Pcs.	MATERIAL	No.	DESCRIPTION	Pcs.	MATERIAL
①	BODY	1	BODY / DISC PP / PP PVDF / PVDF	⑦	KEY(A)	1	CARBON STEEL(S45C)
②	DISC	1		⑮	GEAR BOX	1	CAST ALUMINIUM ALLOY (FC250)
③	SEAT	1		⑲	BOLT(A)	4	STAINLESS STEEL(SUS304)
④	O-RING(A)	2	EPDM	⑳	BOLT(D)	4	STAINLESS STEEL(SUS304)
⑤	O-RING(B)	2	FKM	㉑	STAND	1	CHROMIZED STEEL(SS400)
⑥	O-RING(C)	1	others	㉒	RING	2	CHROMIZED STEEL(SS400)
⑦	STEM	2	STAINLESS STEEL(SUS403)				

1) Used only for JIS 10K.

Option

Long stem type and chain drive type are available on special request.

DIMENSIONS TABLE

Nominal Size mm inch	M	BOLT HOLES n	Q'TY OF INSERTED NUT			l ₁	l ₂	l ₃
			UPPER	LOWER	TOTAL(2×n1)			
450 18	M24	16	2×2	2×2	8	49	54	24
500 20	M24	16	2×2	2×2	8	49	59	24
600 24	M30	20	2×2	2×2	8	64	64	30

JIS

Unit:mm

Nominal Size mm inch	d	JIS 10K					D		D ₁	D ₂	D ₃	L	H ₁	H ₂	H ₃	H	A	A ₁	A ₂
		C	n	h	n ₁	M	PP	PVDF											
450 18	452	565	16	27	4	M24	633	630	525	340	410	179	315	370	139	445	319	85	110
500 20	502	620	16	27	4	M24	683	680	575	340	410	190	350	400	139	475	319	85	110
600 24	603	730	20	33	4	M30	793	790	686	340	410	209	424	465	139	540	319	85	110

DIN

Unit:mm

Nominal Size mm inch	d	DIN 2501 PN10			D		D ₁	D ₂	D ₃	L	H	H ₁	H ₂	H ₄	H ₅	A	A ₁	A ₂
		C	n	h	PP	PVDF												
450 18	452	565	20	26	633	630	525	340	410	179	509	315	370	139	445	319	85	110
500 20	502	620	20	26	683	680	575	340	410	190	539	350	400	139	475	319	85	110
600 24	603	730	20	30	793	790	686	340	410	209	604	424	465	139	540	319	85	110

ANSI

Nominal Size inch mm	d	ANSI Class150			D		D ₁	D ₂	D ₃	L	H	H ₁	H ₂	H ₄	H ₅	A	A ₁	A ₂
		C	n	h	PP	PVDF												
18 450	17.80	22.75	16	1.25	24.92	24.80	20.67	13.39	16.14	7.05	20.04	12.40	14.57	5.47	17.52	12.56	3.35	4.33
20 500	19.76	25.00	20	1.25	26.89	26.77	22.64	13.39	16.14	7.48	21.22	13.78	15.75	5.47	18.70	12.56	3.35	4.33
24 600	23.74	29.50	20	1.38	31.22	31.10	27.01	13.39	16.14	8.23	23.78	16.69	18.31	5.47	21.26	12.56	3.35	4.33